

Outer Edge and Corner options for Thinkingwall panels



Notes:

Square profile has a 1mm chamfer to make the edge good and provide a key for edge paint finish.

White edge finish is matched to face.

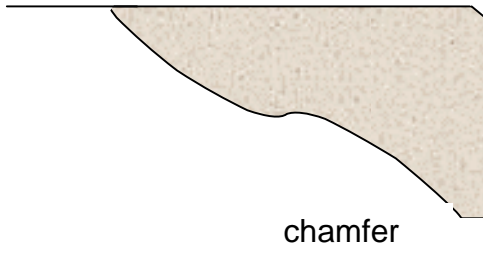
Any other colour to RAL references. If you only have a Pantone reference, we can send a colour match sample for your approval but this may incur additional charges

Any combination of these or other edge and corner profiles can be catered for.

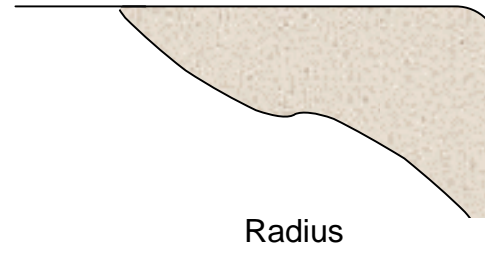
2mm
chamfer

Radiused

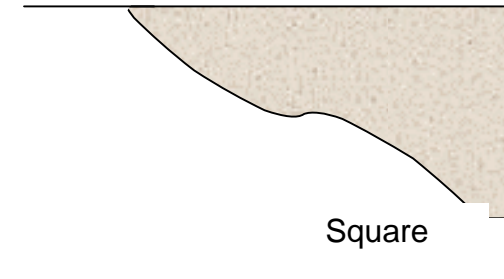
Square



chamfer



Radius



Square

We are equally happy to fabricate to specification, or to offer a professional opinion about what might work best in your workspace.

ThinkingWall

Tel: 01729 830322 dan@logovisual.com

