


**logo**visual  
see what you think



## ThinkingWall

A frameless modular magnetic whiteboard system, ThinkingWall is proving a solution of choice for discerning professionals.

It delivers the functionality of a traditional whiteboard with a high quality, thoroughly contemporary look and feel.

- Virtually any size
- Magnetic dry wipe surface
- Sleek, frameless finish
- Continuous writing surface
- Made to measure
- Professionally fitted

Exact sizes are produced, either using a single panel, or multiple panels joined to form continuous surfaces with tightly butting, tensioned seams.

All panels and their purpose made mounting frames are bespoke with finishing details matched to enhance your workspace.



ThinkingWall is backed by a full service from specification to installation, as well as an extensive range of standard and custom accessories.

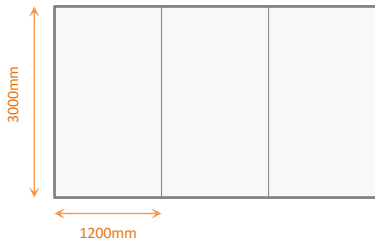
A sub frame is used to spread load, provide a secure wall fastening and to facilitate the tensioning of joining seams.

Subframes are 45mm in depth and generally 100mm in from the panel edges, finished in white.

For further details or to discuss a particular project please contact us:

- [www.logovisual.com](http://www.logovisual.com)
- [info@logovisual.com](mailto:info@logovisual.com)
- 01756 792 300

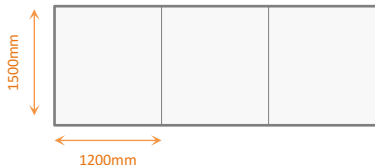
#### Popular Configurations:



##### Full height panels

Ideal for floor to ceiling, full wall installations

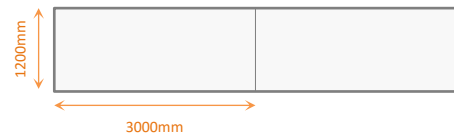
- Up to a maximum 3000mm high
- Width in increments of up to 1200mm



##### Mid height panels

Ideal when heights greater standard product ranges are required, efficient use of materials.

- Up to a maximum 1500mm high
- Width in increments of up to 1200mm



##### Landscape panels

Ideal for long runs of panels in large open spaces.

- Up to a maximum 1200mm high
- Width in increments of up to 3000mm

